











GS673B90X

gorenje
Life Simplified

Freestanding dishwasher



-  Interior lighting
-  Total AquaStop
-  SelfCleaning filter
-  GlassProgramme
-  HotWater Connection
-  Adjustable baskets
-  EcoProgramme
-  16 place settings
-  Top SprayArm
-  Sliding DetergentDispenser

Energy class: **A+++**

Colour: **Metallic grey**

Basket helper colour: **Turquoise**

Max. temperature of incoming water: **70 °C**

Motor: **Inverter PowerDrive**

Wi-Fi operation: **Integrated**

Selected programme indicator

Control: **TouchControl**

Sensors: **Water level sensor, Clear water sensor**

Main Washing temperature(s): **40, 45, 50, 55, 60, 65, 70 °C**

7 programmes: Automatic programme; Intensive programme; Eco programme; Programme Hygiene; Crystal glasses; 1h wash; Light wash

Reference programme: **2**

Number of place settings: **16 place settings**

Memory programme

Automatic programme

SpeedWash function

TotalDry – automatic door opening

Selfcleaning programme

Function 3 in 1

Selected programme indicator

Wash end indication: **Displayed with sound and light**

Time remaining indicator: **Front display**

Door panel installation options: **Not possible**

Up to 24 hours

Number of baskets: **3**

Upper basket system: **MultiClack**

Number of water jet levels: **7**

Number of spray arms: **3**

Selfcleaning filter

Interior light

Upper basket: **Wide mesh base; Handle; Handle with plastic logotype; Foldable left CupHolder; Foldable right CupHolder; Foldable/dividable left CupHolder; Fixed glass support; Wide knife stand; Foldable pin rows; 4 cup holders**

Lower basket: **Wide mesh base; Handle; Plastic handle; Foldable/dividable rear pin row; No logotype; Higher basket with thicker front-top horizontal wire**

Top tray: **Dividable and removable baskets in top rack; With telescopic rails; Handle; Plastic handle; Removable; No logotype**

Overflow protection: **Total AquaStop**

Service diagnostics

Stainless steel tub

Water consumption per cycle: **9.4 l**

Energy consumption - normal program: **0.66 kWh**

Estimated annual water consumption: **2,632 l**



Night Programme



StartDelay



SuperSilent



ThirdRack



SimpleControl



ConnectLife – AppliancesDashboard



ConnectLife – Notifications



ConnectLife – RemoteControl

Noise level: **42 dB(A)re 1 pW**

Height setting: **50 mm**

Spray arm material: **Plastics**

Dimensions (W×H×D): **59.9 × 84.6 × 59.8 cm**

Dimensions of packed product (W×H×D): **64 × 89 × 66.5 cm**

Net weight: **41.5 kg**

Gross weight: **43.5 kg**

Connected load: **1,900 W**

Nominal current of fuse: **10 amp**

Product code: **20015410**

EAN code: **3838782948541**